

MODEL: End piece






Description: End piece kit for parallel grating corners with Stainless Steel support

Material: PP

Protection UV: YES

Reversibility: One side assembly

Units per meter:

Add to code	RAL	SAMPLE
-37258	7012	
CL90	1015	
CL109	8002	
CL60	5003	
CL108	5024	

* More colors on request



INSTALLATION KIT

DIMENSIONS

CODE	L	L1	h	Drain flow
16064	200 mm	195 mm	24 mm	
16065	250 mm	245 mm	24 mm	
16066	300 mm	295 mm	24 mm	
16067	350 mm	345 mm	24 mm	

CHANNEL WIDTH AND HEIGHT

